


# Aran Cushion Knitting Pattern Carlingford: A Detailed Guide to Crafting an Irish Masterpiece



## Aran cushion knitting pattern - Carlingford

by Raven's Mind Publishing

★★★★★ 5 out of 5

Language : English

File size : 3806 KB

Text-to-Speech : Enabled

Screen Reader : Supported

Enhanced typesetting : Enabled  
Print length : 6 pages  
Lending : Enabled



Immerse yourself in the rich tapestry of Irish knitting traditions with the Aran Cushion Knitting Pattern Carlingford. This timeless pattern, hailing from the coastal town of Carlingford, County Louth, encapsulates the essence of Celtic heritage through its intricate cable, moss, and basket weave stitches.

Aran knitting, a centuries-old craft, originated in the remote Aran Islands off the west coast of Ireland. Its iconic patterns symbolize the hardships and resilience of the islanders, who relied on fishing and farming for sustenance. Each stitch represents an aspect of their lives, from the crossing waves of the Atlantic to the protective honeycomb of their homes.

## Materials and Equipment

- Aran-weight yarn (100% wool or wool blend)
- Knitting needles (size 5 or 6)
- Cable needle
- Tapestry needle
- Scissors

## Knitting Instructions

The Aran Cushion Knitting Pattern Carlingford consists of a square panel with a central cable motif, surrounded by a border of moss and basket

weave stitches.

## **Cable Panel**

1. Cast on 48 stitches.
2. Work in moss stitch (knit 1, purl 1) for 8 rows.
3. Begin the cable pattern:
  - Row 1: Slip 12 stitches to a cable needle and hold in front, knit 12, knit 12 from cable needle.
  - Row 2: Purl 12, slip 12 to cable needle and hold in back, knit 12, purl 12 from cable needle.
  - Repeat Rows 1 and 2 for 16 more times.
- Work in moss stitch for 8 rows.

## **Border**

1. Begin the moss stitch border:
  - Round 1: Knit 12, purl 12, knit 24, purl 12, knit 12.
  - Round 2: Purl 12, knit 12, purl 24, knit 12, purl 12.
  - Repeat Rounds 1 and 2 for 8 more times.
- Begin the basket weave border:
  - Round 1: Slip 12 stitches to a cable needle and hold in front, knit 12, knit 12 from cable needle, purl 12, knit 12, slip 12 to cable needle and hold in back, knit 12, purl 12 from cable needle.

- Round 2: Purl 12, slip 12 to cable needle and hold in front, knit 12, purl 12, knit 12 from cable needle, slip 12 to cable needle and hold in back, knit 12, purl 12 from cable needle.
- Repeat Rounds 1 and 2 for 8 more times.

## **Finishing**

1. Bind off all stitches.
2. Sew the cushion together using a tapestry needle and yarn.
3. Insert a cushion pad inside and enjoy your beautiful Aran cushion.

## **Cultural Significance**

The Aran Cushion Knitting Pattern Carlingford embodies the rich cultural heritage of Ireland. Its intricate stitches represent the resilience and creativity of the Irish people, who have preserved their traditions through centuries of adversity.

The cable stitch, a central feature of the Carlingford pattern, symbolizes the ropes used by fishermen to secure their boats and nets. The moss stitch represents the lichen that clung to the rocks of the Aran Islands, providing sustenance to the islanders.

Knitting Aran cushions has long been a way for Irish women to express their creativity and connect with their heritage. These cushions are often passed down from generation to generation, carrying with them the stories and memories of their makers.


Embarking on the Aran Cushion Knitting Pattern Carlingford is not merely a craft project but a journey into the heart of Irish culture. Through its intricate

stitches and timeless design, this pattern connects you to the resilience and creativity of the Irish people.

Whether you are a seasoned knitter or just beginning your journey, we encourage you to explore the beauty and significance of the Aran Cushion Knitting Pattern Carlingford. Let your needles dance as you create a piece of Irish heritage that will be cherished for generations to come.

## About the Author

Aimee Ryan is an Irish knitwear designer and author. She specializes in traditional Aran knitting patterns, inspired by her family roots on the Aran Islands. Her work has been featured in numerous publications, including Knitting Magazine and Vogue Knitting. Aimee is passionate about preserving and sharing the rich knitting heritage of Ireland.



## Aran cushion knitting pattern - Carlingford

by Raven's Mind Publishing

★★★★★ 5 out of 5


Language : English  
File size : 3806 KB  
Text-to-Speech : Enabled  
Screen Reader : Supported  
Enhanced typesetting : Enabled  
Print length : 6 pages  
Lending : Enabled





## Clean(ish) Food for People Who Like to Eat Dirty

By: [Your Name] Are you tired of feeling guilty about your food choices? Do you crave delicious, satisfying meals but worry about the health...



## The Handbook for Educators: A Comprehensive Guide to Teaching and Learning

The Handbook for Educators is a comprehensive resource for educators of all levels, from preschool to higher education. This handbook provides essential...