


# Techniques For Using Variegated Yarn For Planned Patterns Crochet

Variegated yarn, with its beautiful color transitions, holds an allure for crocheters seeking to create unique and captivating pieces. However, using variegated yarn in planned patterns can present challenges, as the unpredictable color changes can disrupt intended designs. This article delves into effective techniques to tame color transitions and achieve stunning visual effects when using variegated yarn for planned patterns in crochet.



## Yarn Pooling Made Easy: Techniques for Using Variegated Yarn for Planned Patterns (Crochet)

by Marly Bird

★★★★☆ 4 out of 5

Language : English  
File size : 18721 KB  
Text-to-Speech : Enabled  
Screen Reader : Supported  
Enhanced typesetting : Enabled  
Print length : 32 pages  
Lending : Enabled



## Understanding Variegated Yarn

Variegated yarn consists of multiple colors blended together, creating a gradual or abrupt change in shades as yarn is used. The nature of color transitions depends on the type of variegation:

- **Smooth Variegation:** Gradual blending of colors, resulting in subtle transitions with minimal contrast.
- **Medium Variegation:** More pronounced color shifts, with visible color bands appearing at regular intervals.
- **Heavy Variegation:** Strong contrast between colors, leading to bold and striking color changes.

## Planning Your Patterns

When working with variegated yarn, it's essential to carefully plan your patterns to avoid unexpected color combinations that disrupt your design.

- **Start with a Swatch:** Create a small swatch using the variegated yarn and your intended pattern to observe how the colors behave.
- **Identify Color Repeats:** Determine the approximate length of each color segment in the yarn. This will help you plan sections of your pattern to align with these color repeats.
- **Consider Color Placement:** Decide where specific colors should appear in your pattern. For example, you may want to position darker hues in textured stitches and lighter hues in delicate lace sections.

## Techniques to Control Color Transitions

- **Chain-Cut Method:** When beginning a new row, chain a few stitches and then cut the yarn. This allows you to control the color transition at the start of each row.
- **Carry-Along Method:** Instead of cutting the yarn, carry it along the back of the work between stitches. This technique allows you to smoothly transition between colors without creating visible joins.


- **Bobbin Method:** Use multiple small yarn balls or bobbins, each containing a different color section of yarn. By alternating between bobbins, you can maintain control over color placement.
- **Double Crochet (DC) Popcorn Stitch:** This stitch creates a raised, textured surface that can break up color transitions and add visual interest.
- **Single Crochet (SC) Colorwork:** By working rows of SC in alternating colors, you can create controlled color blocks and geometric patterns.

### **Additional Tips**

- **Use a Light-Colored Hook:** Lighter hook colors make it easier to see and control the yarn, especially when working with dark or variegated yarns.
- **Work in Good Lighting:** Adequate lighting helps you differentiate between colors and make informed decisions about color placement.
- **Don't Fear Mistakes:** The beauty of variegated yarn lies in its unpredictable nature. Embrace the imperfections and allow the colors to lead you to unexpected and delightful results.

Using variegated yarn for planned patterns in crochet requires careful planning and a willingness to experiment with techniques. By understanding yarn variegation, controlling color transitions, and embracing the unpredictable nature of variegated yarn, you can create truly captivating and unique crochet pieces that showcase the beauty of these vibrant and versatile yarns. So, embrace the challenge, experiment, and let your creativity shine through with variegated yarn.


## **Yarn Pooling Made Easy: Techniques for Using Variegated Yarn for Planned Patterns (Crochet)**



by Marly Bird


★★★★☆ 4 out of 5

Language : English  
File size : 18721 KB  
Text-to-Speech : Enabled  
Screen Reader : Supported  
Enhanced typesetting : Enabled  
Print length : 32 pages  
Lending : Enabled



## Clean(ish) Food for People Who Like to Eat Dirty

By: [Your Name] Are you tired of feeling guilty about your food choices? Do you crave delicious, satisfying meals but worry about the health...



## The Handbook for Educators: A Comprehensive Guide to Teaching and Learning

The Handbook for Educators is a comprehensive resource for educators of all levels, from preschool to higher education. This handbook provides essential...